





HESS GROUP



CONCRETE BLOCK AND PAVER MACHINE





OUR COMPANY



MIXERS, HANDLING SYSTEMS,
CONCRETE BLOCK AND PAVER
MACHINES, AND PACKAGING LINES

Our passion is developing technically superior machines for the production, processing, and handling of high-quality concrete products — and we have been doing so since 1948.

As a driver of new sustainable innovations and with a distinctive team spirit in an international environment, we continuously expand HESS GROUP's leading market position.




As part of the TOPWERK GROUP, HESS GROUP is represented worldwide. With eight international TOPWERK locations and a global network of representatives, HESS GROUP offers optimal service to its customers.






It is our endeavor to discover and create new market needs in close collaboration with our customers. For this, we develop solutions that meet their needs and our customers' requirements.





CONCRETE BLOCK AND PAVER MACHINE




The standout characteristic of this type of machine is its modular design. Based on market demands, customers can tailor the level of automation and choose between dry and wet line options. This flexibility allows for future upgrades and enables integration with interlinked concrete block and paver plants.


K]h h.YF < * \$\$! ' žYZ VYbVhVb VYYVtca]W' mYb\Ub- ced to meet increased demand.


h.YF < * \$\$]g'bck]b]rg'h.]fX [YbYfU]cb. h.YF < * \$\$! ' "

Production board [mm]	1,400 x 700
Production area [mm]	1,300 x 650
Min. product height [mm]	25

* h.Y dfcXi W]cb'ci hdi h]g W'W' UHX UH.) dYfWbhg\ck b h.Y Uwcj Y HUV'Y] U1 Yg UbX]g g] [b] W]bhm]bZi YbWXX Vma UWX]bY settings, the concrete mixing recipe used, the quality of raw materials, the performance of other related plant equipment, mold characteristics, the stone format, and the production pallets used. Technical Data are subject to change.







The compact design, robust construction, and high-quality components characterize the RH 500-3. It is universally applicable wherever reliable production of slabs, paving stones, hollow blocks, curbstones, and similar concrete products is required. With a production height of 25 to 300 mm, a wide product range is possible.



The RH 500 has been continuously developed since the a]X! % - \$gUbX]gbck]b]rg* fX[YbYfUq]cb. h.YF <) \$\$!' "

* H.Y drcXi Wq]cb ci hdi h]g W'W' UHX Uh,) dYfWbhg\ck b h.Y Uvcj Y HUV Y j U1 Yg UbX]g g[[b] Wbhm]bZi YbWX Vma UWX]bY settings, the concrete mixing recipe used, the quality of raw materials, the performance of other related plant equipment, mold characteristics, the stone format, and the production pallets used. Techequipment,



EQUIPMENT

Production board depth	670
Minimum production board width	1,200
Maximum production board width	1,300
Production board with leg; board width 1,300mm; max. leg height	270
Minimum production height	25
Maximum production height	300
1 table, oil bath compact vibrator; frequency-controlled	<input checked="" type="radio"/>
WIDIA wear ledges for vibration table	<input type="radio"/>
Standard hydraulic, Bosch-Rexroth	<input checked="" type="radio"/>
Agitator with round bars and hydraulic motor driven	<input type="radio"/>
Stone height stops (2 rods)	<input type="radio"/>
Tamper head locking, bolted	<input checked="" type="radio"/>
Tamper head vibrator	<input type="radio"/>
Electrical connection tamper head heating system	<input type="radio"/>
Tamper head cross cleaner	<input type="radio"/>
Mold clamping, bolted	<input type="radio"/>
Mold change cart system manual, drawings provided by Hess	<input type="radio"/>
:]]b["Yj Y'a YUgi f]b["YfVcl VUgYa]]	<input type="radio"/>
Colormix device draw plate, base mix	<input type="radio"/>
Face mix part	<input type="radio"/>
:]]b["Yj Y'a YUgi f]b["YfVcl ZUW'a]]	<input type="radio"/>
Colormix device draw plate, face mix	<input type="radio"/>
Draw plate device mounted to board transport	<input type="radio"/>

Standard equipment ● selectable as an option ○



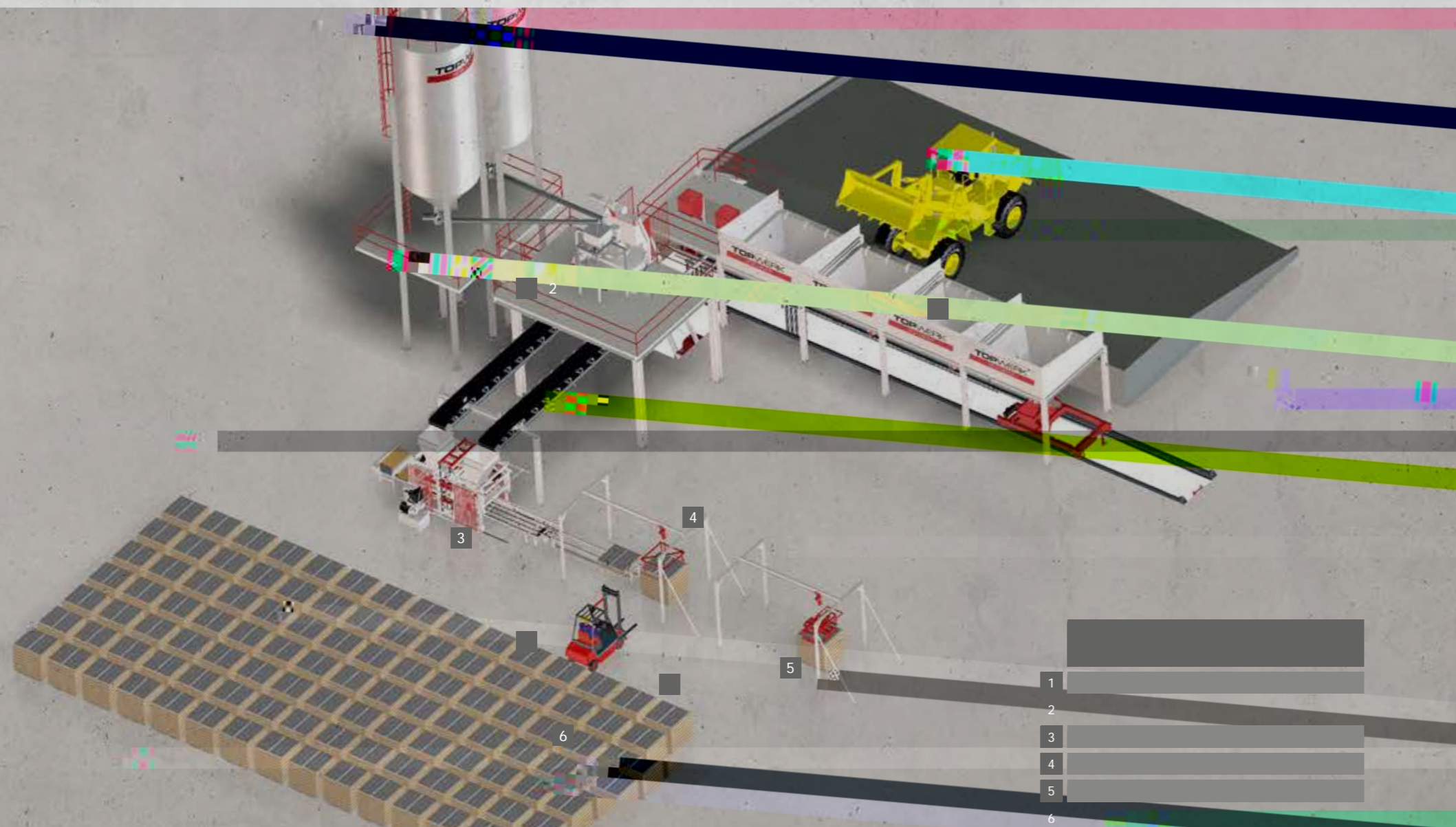
Hydraulically driven filler boxes in the RH 500-3 for highest quality



TECHNICAL OVERVIEW CONCRETE BLOCK AND PAVER MACHINES*

		1,200 x 670	1,400 x 700	1,400 x 1,100	1,400 x 1,100	1,400 x 1,100	1,400 x 1,300
DfcXi Vljcb VcUfX'Q a Q*		1,200 x 670	1,400 x 700	1,400 x 1,100	1,400 x 1,100	1,400 x 1,100	1,400 x 1,300
DfcXi Vljcb UfYU'Q a Q*		1,100 x 620	1,300 x 650	1,300 x 1050	1,300 x 1,050	1,300 x 1,050	1,300 x 1,250
Min. product height [mm]		25	25	40	25	25	25
Max. product height [mm]		300	300	500	500	500	500
Machine weight in VA version [kg]		7,700	14,000	38,000	46,000	46,000	48,000
Paving stone 10 x 20 x 5 cm without face mix	Cycle time [s]	17	14	12.5	10.5	10	10
	m ² in 8 h	863	1,258	2,114	2,517	2,644	3,230
	Quantity of stones/mold	30	36	54	54	54	66
Paving stone 10 x 20 x 6 cm with face mix	Cycle time [s]	22	18	14.5	12.5	11.5	11.5
	m ² in 8 h	667	979	1,823	2,114	2,299	2,809
	Quantity of stones/mold	30	36	54	54	54	66
Hollow block 20 x 40 x 20 cm	Cycle time [s]	20	16	16.5	14.5	13.5	13.5
	Quantity in 8 h	6,120	13,770	17,800	20,258	21,760	32,640
	Quantity of stones/mold	5	9	12	12	12	18


* HAY drcXi Vljcb ci hdi h]g WjWV UHX Uh,) dYfVbhg)ck b HAY UVcj YHUVY j Uf Yg UbX Jg gll b) WUbhm]bZi YbWV Vma UWX jby gYHjb[gZH Y VcbWVY a] j]b[fYVH]i gYXZH Y ei U]m]mcZfuk a UHYfJugz
the performance of other related plant equipment, mold characteristics, the stone format, and the production pallets used. Technical Data are subject to change.
** Other production board sizes available.



- 1 [Redacted]
- 2 [Redacted]
- 3 [Redacted]
- 4 [Redacted]
- 5 [Redacted]
- 6 [Redacted]



- 1 Aggregat silos
- 2 Mixing plant
- 3 Machine RH 500-3 VA
- 4 Frame stacker
- 5 Frame destacker
- 7 Board turner
- 8 Radial cuber R 600
- 9 Frame conveyor
- 10 Curing area



HESS RH 500-3



Concrete block and paver machines and plants, which have proven themselves many times over, are equipped with a control panel that can be adjusted in height and screen angle. With the clear touch panel, you have full control over all machine functions of the linked system.

We provide the prerequisites to adapt the degree of automation to market needs. Plant concepts developed for the RH 500 and RH 600 enable further productivity expansion. The investment level can be chosen from the start of concrete block and paver production.

The intelligent software automatically adjusts many parameters. Settings can be quickly made with a few operations and sliders – user-friendly and self-explanatory.



HESS








Concrete block and paver machines and plants are equipped with a control panel that can be adjusted in height and screen angle. With the clear touch panel, you have full control over all machine functions of the linked system.

The intelligent software automatically adjusts many parameters. Settings can be quickly made with a few operations and sliders – user-friendly and self-explanatory.

FEATURES OF THE HESS CONTROL SYSTEM

- Process visualisation automatic operation and manual operation
- Two operating levels
- Recipe management
- Fault diagnosis and help function







Freier-Grund-Strasse 123
57299 Burbach-Wahlbach, Germany

D\cbY.' Ž(- '&+' * '(- +* '\$
9! a U].']bZc4 \Ygg[fci d"Wta
www.hessgroup.com